
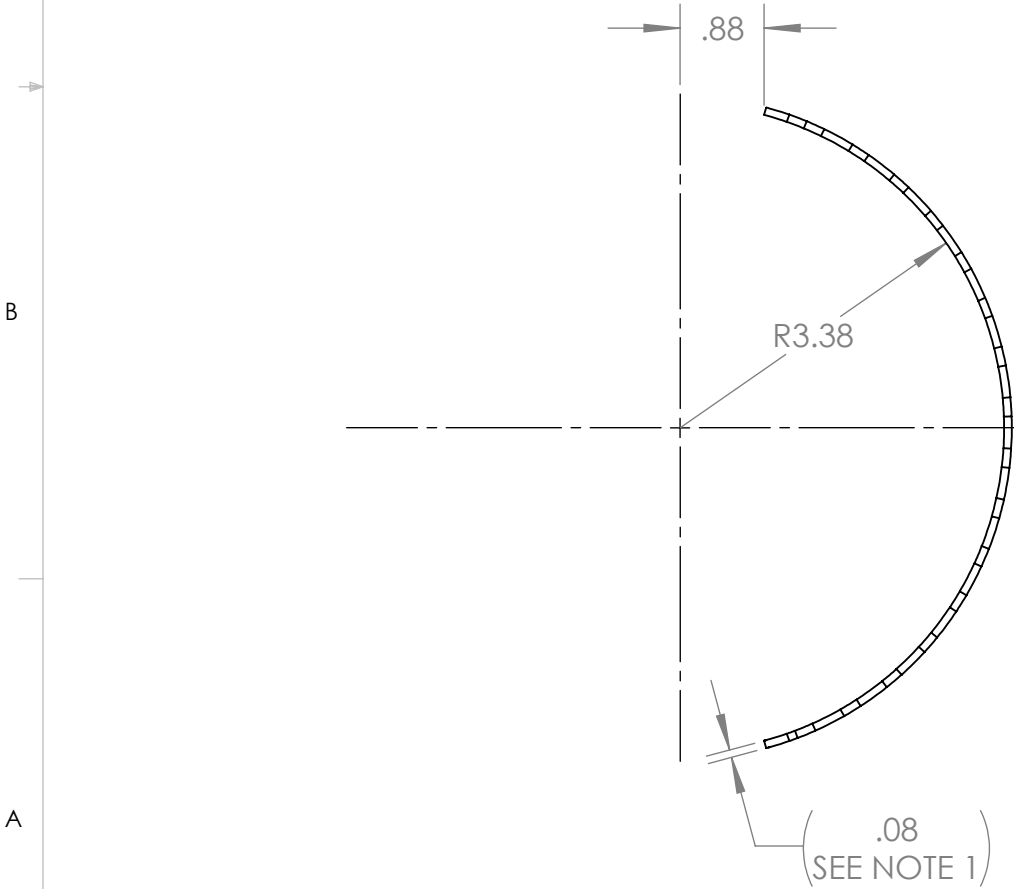
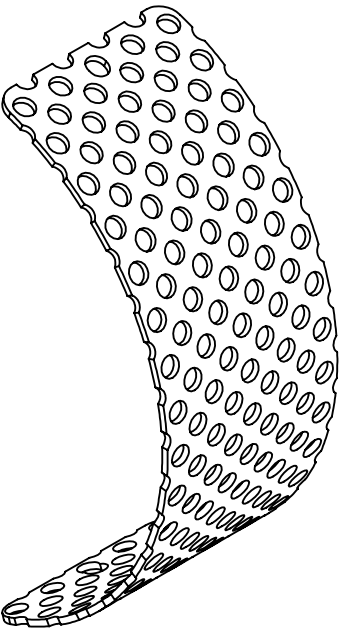
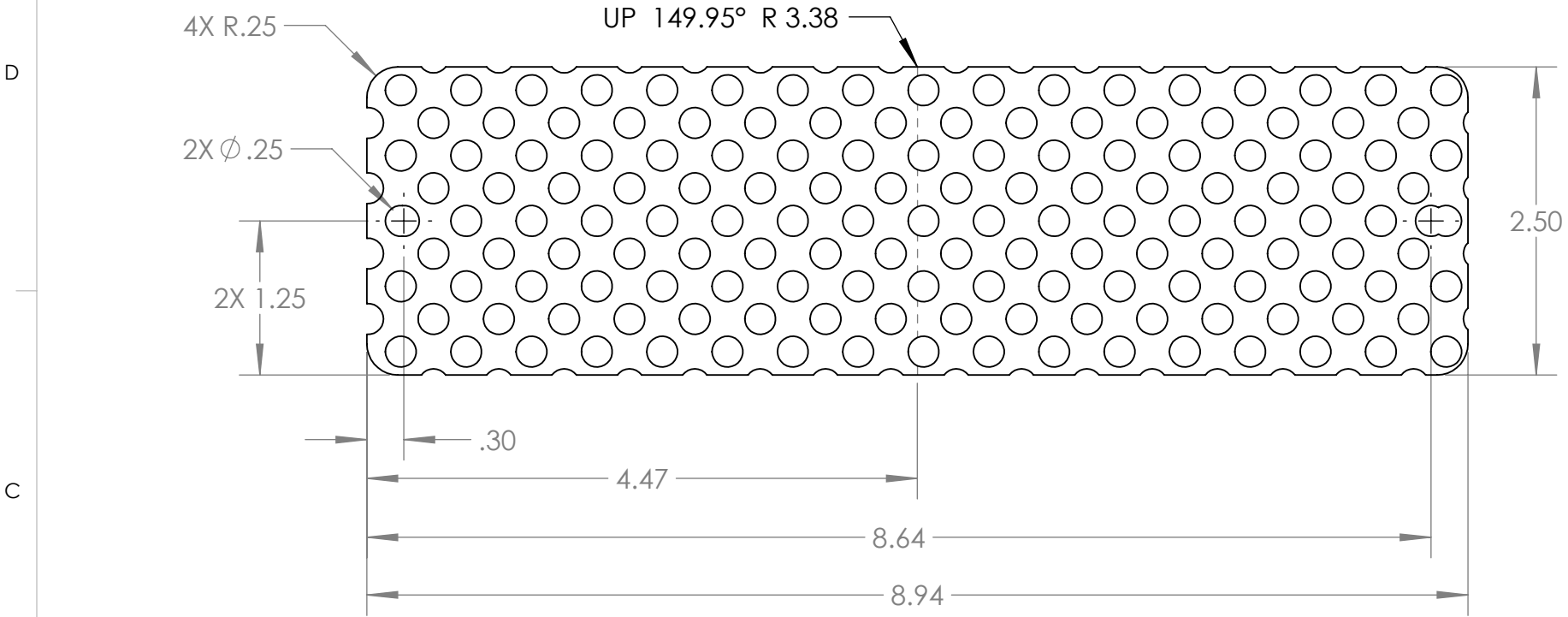


MATERIAL TABLE			
PART NUMBER	STANDARD	WEIGHT (lbs)	COMMENTS
0-E330-128-610-00	ES 11.610	0.33	

REVISIONS			
REV.	DESCRIPTION	ECN	DATE
A.0	1. DRAWING CREATED		6/1/2021



NOTES:  
1. 14 GA., .25 PERFORATED MATERIAL.

USE AND RELATED INFORMATION

MATERIAL:  
SEE MATERIAL TABLE FOR SPECS

WAS: 0-E330-128

----- UNLESS OTHERWISE SPECIFIED -----  
DIMENSIONS ARE IN **INCHES**.  
INTERPRET DIM AND TOLERANCES PER VIKING PUMP ES-47  
BREAK EDGES .005-.015 RADIUS OR CHAMFER  
.XX ±.02 .XXX ±.005 ANGLES ±1°  
ALL FINISHED SURFACES  $\nabla_{250}^{.030}$  (AA CUTOFF)  
ACCEPTABILITY OF SCREW THREADS SHALL BE  
DETERMINED BASED ON SYSTEM 21 ASME B1.3



THIRD ANGLE PROJECTION

STATE	Preliminary	07/15/2021
DRAWN	DLende	6/1/2021
CHECKED	JDP	07/15/2021
PROJECT E330	3D	WEIGHT: 0.00LBS
SCALE: 1:2		
CASTING NUMBER		



VIKING PUMP, INC.  
A Unit of IDEX Corporation  
Cedar Falls, IA 50613 U.S.A.  
VIKINGPUMP.COM

THIS DRAWING IS THE PROPERTY OF VIKING PUMP, INC. AND IS PROPRIETARY IN GENERAL AND DETAIL. IT SHALL NOT BE COPIED OR ITS CONTENTS REVEALED TO OUTSIDE PARTIES WITHOUT THE WRITTEN CONSENT OF VIKING PUMP, INC.

BRACKET GUARD

SIZE DWG. NO. **B** 0-E330-128

SHEET 1 OF 1

REV **A.0**