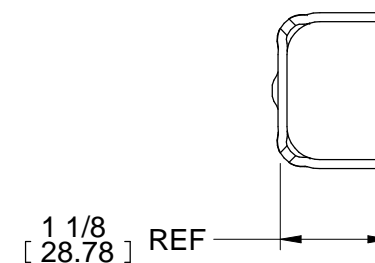
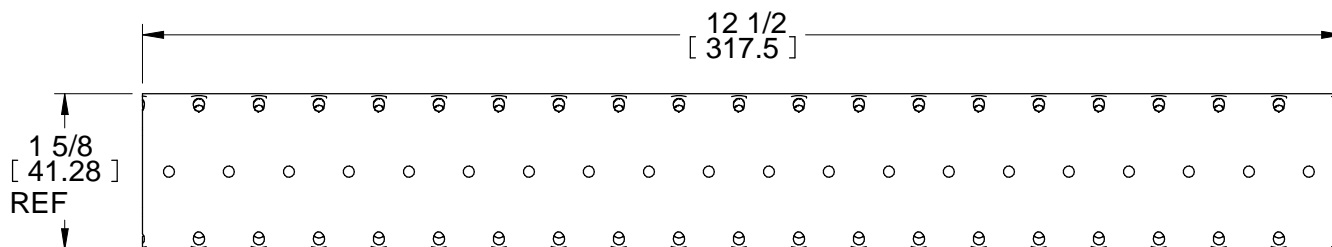
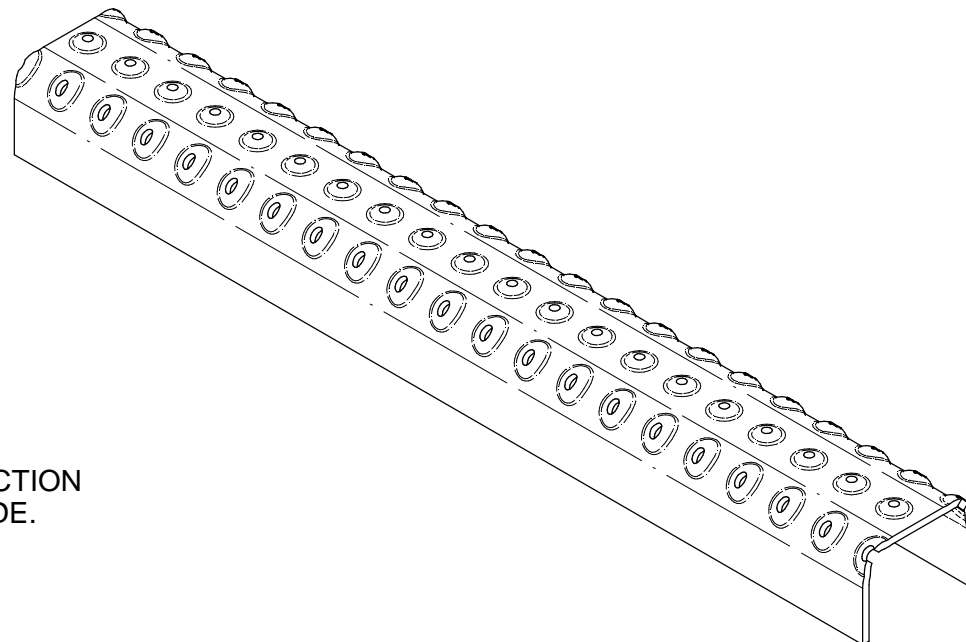


UNCONTROLLED DOCUMENT

NOTES:

1. REMOVE BURRS & BREAK SHARP EDGES.
2. ALL DIMENSIONS ARE INCH [mm].
3. MATERIAL: BROWN-CAMPBELL P/N LT3 OR EQUIV. TRACTION TREAD LADDER RUNG 13 GA. STEEL (3 HOLE) 1 5/8" WIDE.



TVH PARTS, CO.
Olathe, Kansas USA
1-800-255-4109

MATERIAL:

3

TOLERANCES (INCH)


FRACTIONS ± 1/16

2 PLACE DECIMALS ± .020

3 PLACE DECIMALS ± .010

ANGLES ± 1°

UNLESS OTHERWISE NOTED

- * OR  REFER TO
CRITICAL DIMENSIONS
- REMOVE BURRS &
BREAK SHARP EDGES
- DO NOT SCALE PRINT

DRAWN:

DWD

DATE:

5/12/16

WEIGHT:

APPROX 1.1 LBS

REVISION:

ISSUE:

IR

CHECKED:

DATE:

DESCRIPTION:

RUNG

SCALE:

1 : 2

APPROVED:

DATE:

SIZE:

PT. NO.:

A

SY1237259-2

DR. NO.:

17766

SHEET

1

OF

1

THIS DRAWING IS THE PROPERTY OF TVH PARTS, CO. AND IS TRANSMITTED TO YOU AS A CONFIDENTIAL DISCLOSURE. IT SHALL NOT BE COPIED OR ITS CONTENTS REVEALED TO OUTSIDE PARTIES WITHOUT WRITTEN CONSENT OF TVH PARTS, CO.