



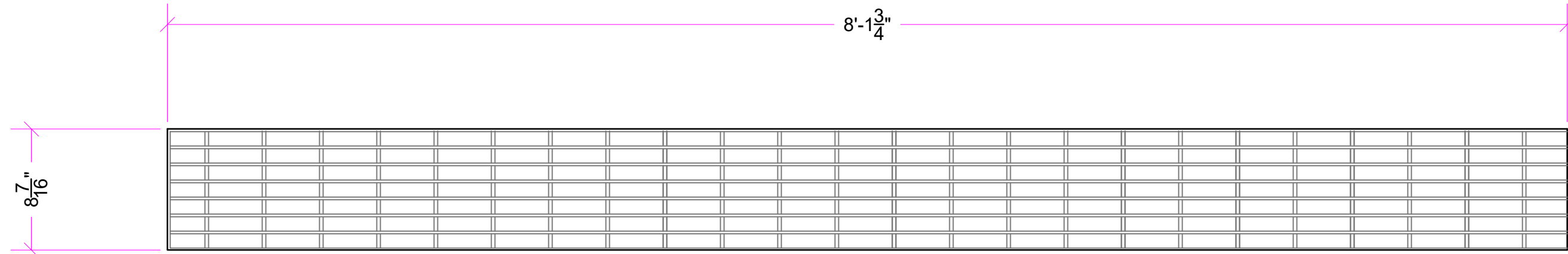
W-19-4 STEEL BAR GRATE
1/8" x 1 1/4" BEARING BARS ON 1 3/16" CENTERS
CROSS RODS ON 4" CENTERS
MILL FINISH NON-SERRATED EDGES BANDED
~ONE REQ'D~



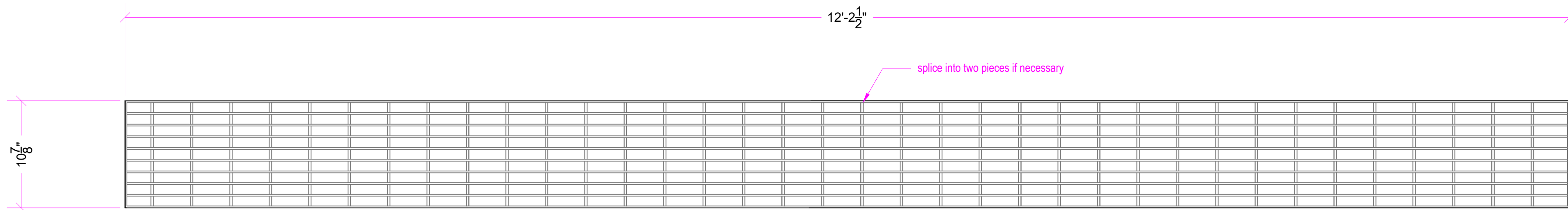
W-19-4 STEEL BAR GRATE
1/8" x 1 1/4" BEARING BARS ON 1 3/16" CENTERS
CROSS RODS ON 4" CENTERS
MILL FINISH NON-SERRATED EDGES BANDED
~TWO REQ'D~



19SG4 ALUMINUM SWAGE LOCKED BAR GRATE
1/8" x 1 1/4" BEARING BARS ON 1 3/16" CENTERS
CROSS RODS ON 4" CENTERS
MILL FINISH ALUMINUM
NON-SERRATED EDGES BANDED
~TWO REQ'D~



W-19-4 STEEL BAR GRATE
1/8" x 1 1/4" BEARING BARS ON 1 3/16" CENTERS
CROSS RODS ON 4" CENTERS
MILL FINISH NON-SERRATED EDGES BANDED
~ONE REQ'D~



W-19-4 STEEL BAR GRATE
1/8" x 1 1/4" BEARING BARS ON 1 3/16" CENTERS
CROSS RODS ON 4" CENTERS
MILL FINISH NON-SERRATED EDGES BANDED
~ONE REQ'D~

A&L Construction Egress Grates

GENERAL NOTES:
THESE DRAWINGS ARE FOR
DESIGN INTENT ONLY AND
MAY NOT REFLECT ACTUAL
SITE CONDITIONS. STEEL
MEMBERS ARE DRAWN TO
REFLECT IRC HOWEVER
RELATIONSHIPS TO
ADJACENT SURFACES ARE
DEPENDENT ON MEETING
ACTUAL CODE
REQUIREMENTS. APPROVER
TO VERIFY CODE
COMPLIANCE, ENGINEERING
DETAILS, AND GENERAL
DESIGN INTENT. ALL JOINTS
TO BE WELDED U.N.O. ALL
MATERIAL TO BE A36 MILD
STEEL U.N.O. THE FINISH IS
TO BE DETERMINED

REVISIONS		
NO.	DATE	REMARKS
1	06.22.17	FOR APPROVAL
2	-	-
3	-	-
4	-	-
5	-	-
6	-	-

APPROVAL DRAWING

SHEET

