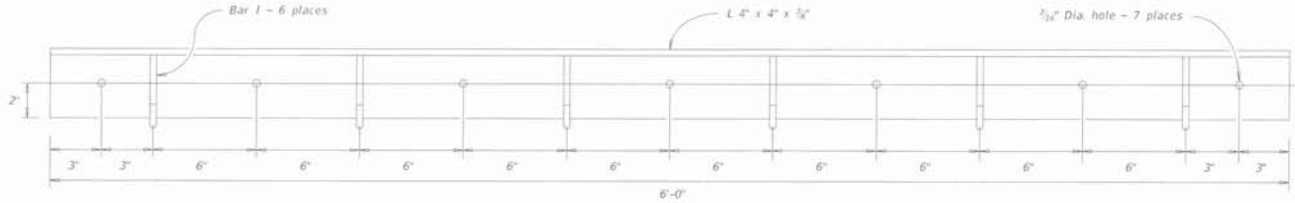

BRIDGE PLATE ATTACHMENT ANGLE

Two required

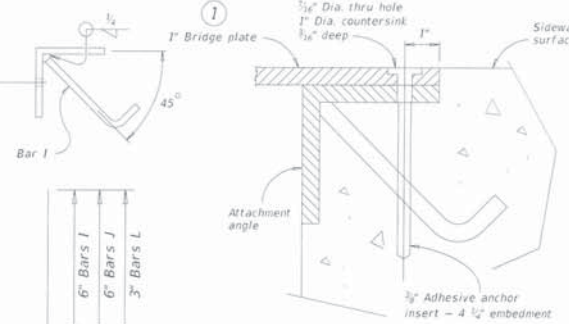

SECTION E

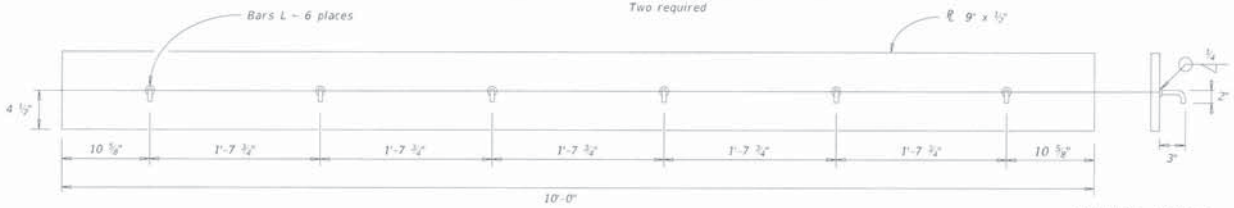

FLOOR PLATE

BARS I, J, AND L

APPROVED SLIP RESISTANT PLATE	
Product	Manufacturer Website
Algrip™, Steel	www.algrip.com
Mebac® #3, Steel	www.harscoikg.com
SlipNOT® Grade 2, Steel	www.slipnot.com

(1) Provide cover plates fabricated with a product from this list. No exceptions are permitted.

GENERAL NOTES:

Designed According to AASHTO LRFD Bridge Design Specifications, 8th Edition (2017) Including HL-93 Loading.

Provide Class A concrete ($f'c$ = 3000 psi).

Provide Grade 60 reinforcing steel.

Structural steel components must be Grade A36.

All exposed edges of the armored curb must receive a 1/8" bevel.

All structural steel components must be galvanized after fabrication in accordance with Item 445, "Galvanizing".

Galvanizing damaged during transport or construction must be repaired in accordance with the Specification.

The bridge plate must be hot-dip galvanized slip resistant steel (see table). Checker or diamond plate is not allowed, nor are slip resistant tapes, films, or non-metallic coatings.

Adhesive anchor system must be HIT HY 150 H.I.S. internally threaded inserts as furnished by Hilti, Inc., Tulsa, OK, or approved equivalent.

Sidewalk bridge, including all labor, armored curb, bridge plate, and other material complete and in place must be paid for under Item 465, "Inlet (Comp) (Ty Sidewalk Bridge)" by location.

Shop drawings will not require the Engineer's approval if fabrication is in accordance with the details shown.

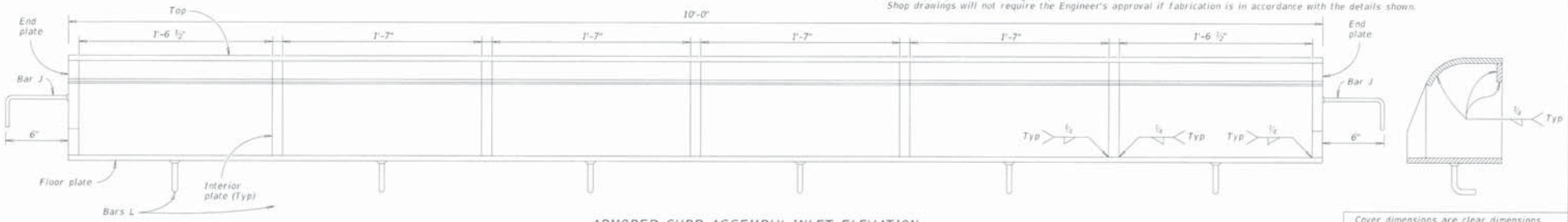

ARMORED CURB ASSEMBLY INLET ELEVATION

Cover dimensions are clear dimensions, unless noted otherwise. Reinforcing bar dimensions are out-to-out of bar.

Contractor is responsible for verifying all dimensions and quantities in the field before beginning work.

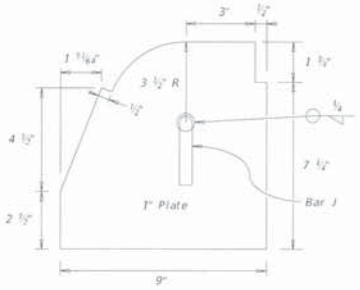

END PLATE

Two required

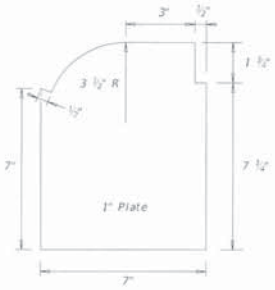

INTERIOR PLATE

Five required

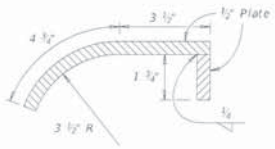

TOP (SECTION)

10'-0" length

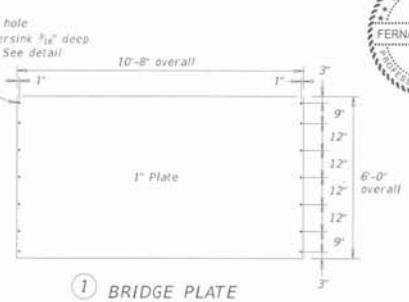

(1) BRIDGE PLATE

Hole location dimensions to center of hole

STATE OF TEXAS
FERNANDO GAYTAN
92244
LICENSED
PROFESSIONAL ENGINEER
4/20/2021

Texas Department of Transportation

© 2021

SIDEWALK BRIDGE

DN FG	CK FG		
DW FG	CK FG	ORIGINAL DRAWING DATE: January 2020	
DIST	FED RD DIV NO	FEDERAL AID PROJECT NO	COUNTY
LBB			LUBBOCK
CONTROL	SECTION	JOB	SHEET NO. / ROUTE
0905	00	110	124 / VARIES

REVISIONS:

SHEET 3 OF 3