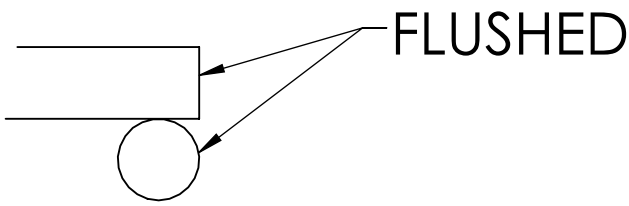





QM-FM-008A  
24" ADD GRID WALL, 'K 9@898  
4.7MM AND 5.4MM ' \$( 'G5-B@GG WIRE



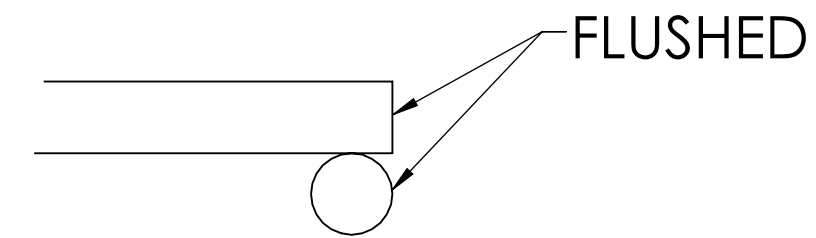
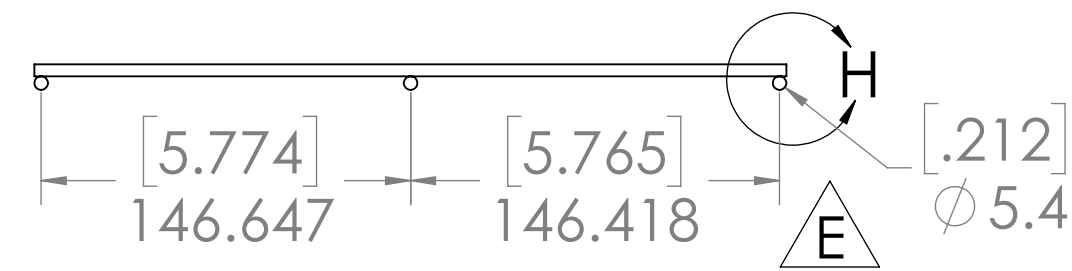
DETAIL J



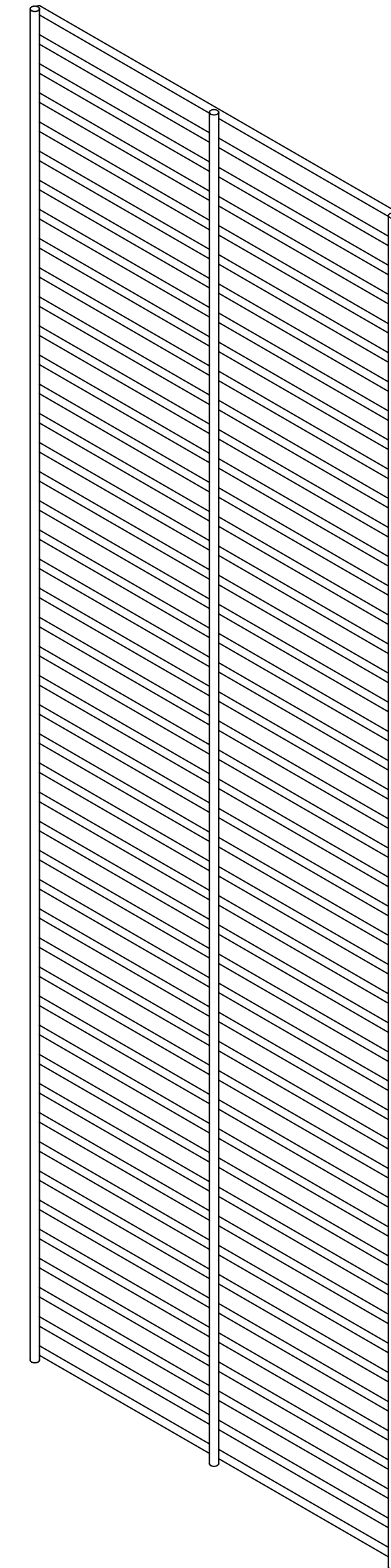


NOTE: ABSOLUTELY NO BURS OR SHARP EDGES

<div><div><div>BLG</div><div>BEELINE GROUP</div><div>concept to consumer</div></div><div></div></div> <div>31023 HUNTWOOD AVE. HAYWARD, CA 94544</div> <div>WWW.BEELINEGROUP.COM</div>	UNLESS OTHERWISE SPECIFIED:  INTERPRET GEOMETRIC TOLERANCE PER: ANSI Y-14.5M-1982		PROPRIETARY AND CONFIDENTIAL THE INFORMATION CONTAINED IN THIS DRAWING IS THE SOLE PROPERTY OF BEELINE GROUP. ANY REPRODUCTION IN PART OR AS A WHOLE WITHOUT THE WRITTEN PERMISSION OF BEELINE GROUP IS PROHIBITED.				DO NOT SCALE DRAWING CAD GENERATED DRAWING (SW) DO NOT MANUALLY REVISE		
	NAME DATE		PROJECT TITLE:						
	DRAWN MA		24" QUEUE WALL						
	CHECKED		DWG TITLE:						
	PROJ APPR.		WALL ADD ON FRAME WELDMENT						
DIMENSIONS ARE IN INCHES & [MM] (UNLESS OTHERWISE SPECIFIED TOLERANCES ARE AS FOLLOWS)		SIZE		PART NO.		DWG. NO.		REV	
IN. TOL. MM TOL. .XXX = ±.010 X.XX = ±0.2 .XX = ±.020 X.X = ±0.5 .X = ±.030 X. = ±1.0 HOLES = ±.005 HOLES = ±0.1  ANGLES ±1°		D				86599-009		D	
NEXT ASSY				USED ON				SHEET 5 OF 12	

**QW-FM-008B**  
**12" ADD GRID WALL, WELDED**  
**4.7MM AND 5.4MM THK 304 STAINLESS WIRE**



### DETAIL H



**NOTE: ABSOLUTELY NO BURRS OR SHARP EDGES**

<div><div><div>B</div><div>L</div><div>G</div></div><div>BEELINE GROUP</div><div>concept to consumer</div></div>	UNLESS OTHERWISE SPECIFIED:		PROPRIETARY AND CONFIDENTIAL THE INFORMATION CONTAINED IN THIS DRAWING IS THE SOLE PROPERTY OF BEELINE GROUP. ANY REPRODUCTION IN PART OR AS A WHOLE WITHOUT THE WRITTEN PERMISSION OF BEELINE GROUP IS PROHIBITED.			DO NOT SCALE DRAWING CAD GENERATED DRAWING (SW) DO NOT MANUALLY REVISE	
	INTERPRET GEOMETRIC TOLERANCE PER: ANSI Y-14.5M-1982						
	NAME	DATE	PROJECT TITLE:  QUEUE WALL ADD - 12"				
	DRAWN MA	11/17/17					
	CHECKED		DWG TITLE:  WALL ADD ON FRAME WELDMENT - 12"				
	PROJ APPR:						
31023 HUNTWOOD AVE. HAYWARD, CA 94544	DIMENSIONS ARE IN INCHES & [MM] UNLESS OTHERWISE SPECIFIED TOLERANCES ARE AS FOLLOWS		SIZE	PART NO.	DWG. NO.	REV	
WWW.BEELINEGROUP.COM	IN. TOL. MM TOL. XXX = ±.010 X.XX = ±0.2 .XX = ±.020 X.X = ±0.5 .X = ±.030 X. = ±1.0 HOLES = ±.005 HOLES = ±0.1  ANGLES ±1°		D		86599-102	E	
			NEXT ASSY		USED ON	SHEET 6 OF 10	