WATER TIGHTNESS TESTING:
ALL NEW TANKS AND OTHER UNITS CONTAINING LIQUID SHALL BE TESTED FOR WATER TIGHTNESS BY FILLING WITH WATER AND HOLDING THE WATER IN THE TANKS FOR AT LEAST SEVENTY TWO (72) HOURS. THE CONTRACTOR SHALL FURNISH POTABLE WATER FOR ALL UNITS TO BE TESTED. TESTING SHALL COMPLY WITH THE REQUIREMENTS OF ACI 350, REFER TO ACI 350.1, "TESTING REINFORCED CONCRETE STRUCTURES FOR WATER TIGHTNESS." FOR TESTING APPARATUS AND PROCEDURE. NO BACKFILL SHALL BE ALLOWED AROUND THE AREA TO BE TESTED UNTIL ALL TESTING IS COMPLETED AND PASSED. ALL CONSTRUCTION JOINTS MUST BE EXPOSED AND VISIBLE DURING TESTING. ALL EVIDENT LEAKS RESULTING FROM THIS TESTING SHALL BE REPAIRED BY A METHOD SPECIFIED BY THE ENGINEER. ALL VISIBLE LEAKS IN DRY WELLS AND WET WELLS SHALL BE STOPPED. ANY STRUCTURE FAILING THIS TEST SHALL BE RETESTED FOLLOWING REPAIRS. NO STRUCTURES WILL BE ACCEPTED UNTIL IT HAS PASSED THE TEST FOR WATER TIGHTNESS.

NOTES:
1. COORDINATE PIPE AND EQUIPMENT LOCATIONS WITH EQUIPMENT MANUFACTURER'S REQUIREMENTS AND DRAWINGS OF OTHER DISCIPLINES.
2. PROVIDE SPLICE AT THIRD POINT. ALTERNATE SPLICE LOCATIONS SO THAT SPLICE DOES NOT OCCUR AT SAME LOCATION IN TWO ADJACENT ROWS.
3. ALL CONCRETE SHALL CONTAIN CRYSTALLINE WATERPROOFING ADMIXTURE IN ALL LIQUID RETAINING STRUCTURES (XYPEX ADMIX C-500 BY XYPEX CHEMICAL CORPORATION, OR EQUAL.

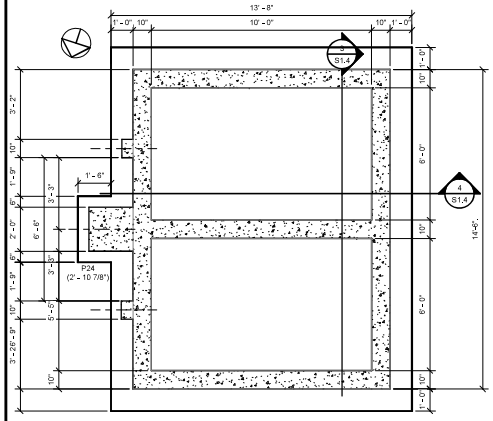

1 S1.4 PLAN - POST AERATION TANK BASE SLAB / FOUNDATION
3/8" = 1'-0"

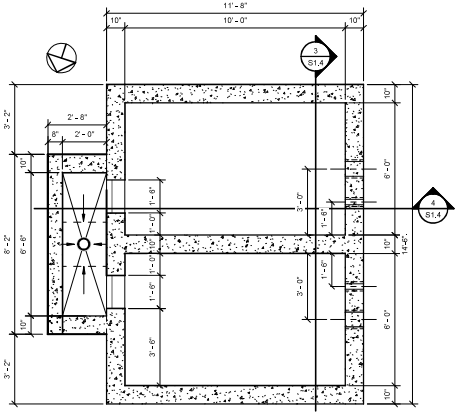

2 S1.4 PLAN - POST AERATION TANK @ T.O. WALL
3/8" = 1'-0"

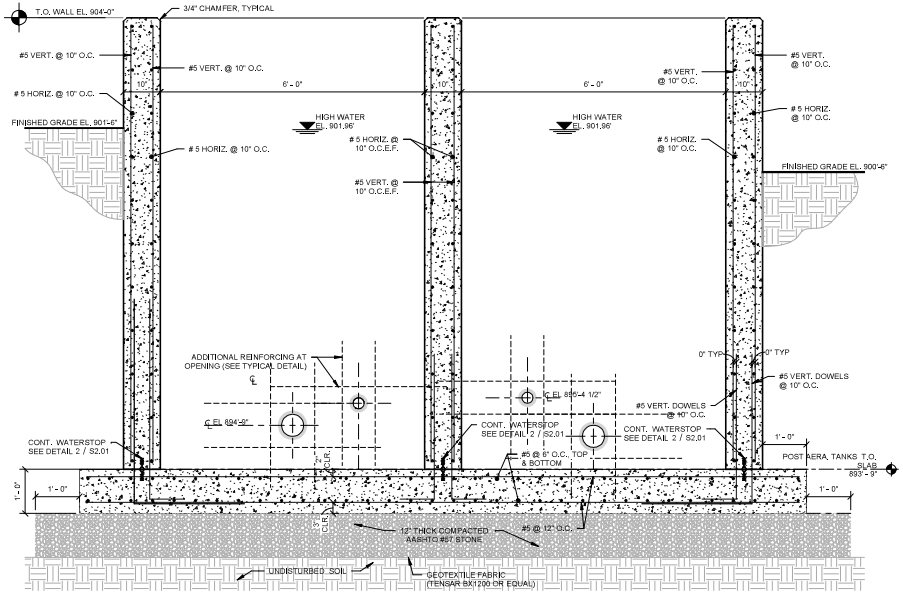

3 S1.4 SECTION - TRANSVERSE
3/4" = 1'-0"

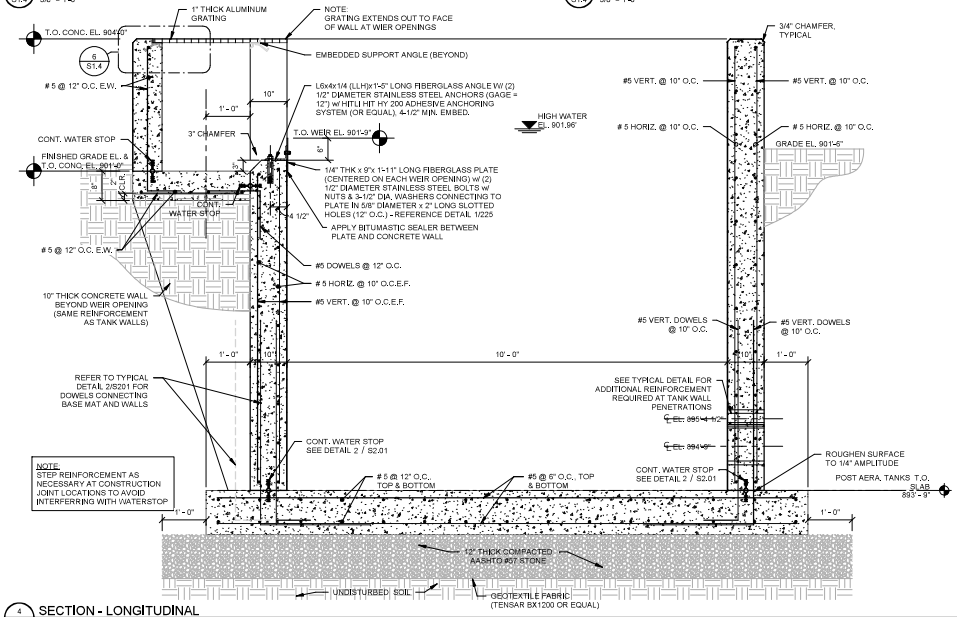

4 S1.4 SECTION - LONGITUDINAL
3/4" = 1'-0"

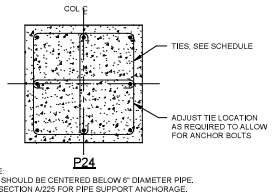

5 S1.4 PLAN DETAIL - P24 PIER @ PIPE SUPPORT
N.T.S.

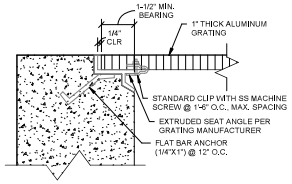

6 S1.4 SECTION-GRATING CONNECTION @ WALL
3" = 1'-0"

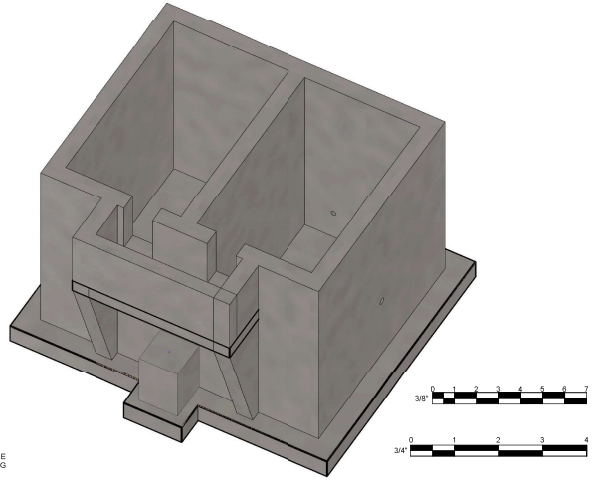

ISOMETRIC VIEW IS FOR REFERENCE ONLY. SEE PLANS, DETAILS, AND SECTIONS FOR REQUIRED FRAMING AND FRAMING CONGIURATIONS.

7 S1.4 ISOMETRIC - POST AERATION TANK
3/8" 3/4" 3"

D. PONS ASSOCIATES, P.C. | STRUCTURAL ENGINEERS

NO.	REVISIONS	DATE	ENGR.	DATE	ISSUED FOR
				2/12/26	ISSUE FOR BIDS
				9/24/25	PADEP / PENNVEST REVIEW
				9/19/22	30% CONSTRUCTION DOCUMENTS

ATLAS
920 Germantown Pike, Suite 200 Plymouth Meeting, PA 19462

DESIGN ENGR: RMH
DESIGNED BY: RMH
PROJECT ENGR: RBK
PROJECT MGR: RBK
CHECKED BY: VAG
APPROVED:
APPROVED:
DATE: 02/12/2026

SEAL: COMMONWEALTH OF PENNSYLVANIA REGISTERED PROFESSIONAL VINCENT A. GRIFFIN ENGINEER PE062202

DALTON SEWER AUTHORITY
BOROUGH OF DALTON
LACKAWANNA COUNTY, PENNSYLVANIA
WASTEWATER TREATMENT PLANT UPGRADE

POST AERATION TANK - FOUNDATION PLAN & SECTIONS

SCALE: As indicated
PROJECT NO. Z057000132
DRAWING NO. S1.4
SHEET: S1.4 of S1.4